

COMPETITION JURY

TECHNICAL DELEGATE	GANTNEROVA Janka	(SVK)
CHIEF OF RACE	KRALIK Richard	(SVK)
REFEREE	STOLARCZYKJ Piotr	(SVK)

WEATHER

SNOW	Technical
------	-----------

1st RUN

COURSESETTER	KRALIK Ruchard	(SVK)
FORERUNNERS	- A - PROVAZNIK Erik	(CZE)
	- B - KALMAN Jakub	(CZE)
	- C - POTSTEJNSKY Tomas	(CZE)

2nd RUN

	KRASULA Pavel	(SVK)
- A -	PROVAZNIK Erik	(CZE)
- B -	KALMAN Jakub	(CZE)
- C -	POTSTEJNSKY Tomas	(CZE)
- D -	MATYAS Jan	(CZE)

COURSE	Furkotka
START	1710 m
FINISH	1550 m
DROP	160 m
HOMOLOGATION	9467/01/10
GATES	49
DIRECTIONS	49
STARTING TIME	10:00

	Furkotka
	1710 m
	1550 m
	160 m
	9467/01/10
	50
	49
	13:00

LIST n°621 APPLIED PENALTY : 0,00

F = 730

Rank	Bib.	FIS Code	Name	Year	Nat.	Rank Scratch	Run 1 (Rank)	Run 2 (Rank)	Time	Gap	Points
------	------	----------	------	------	------	--------------	--------------	--------------	------	-----	--------

Kategoria: A 6

1	51	5510166	BOECKLI Daniel	1965		4	44.27 (1)	44.88 (1)	1:29.15		35,01
2	55	5700029	TERNAVSKY Vladimir	1963		8	45.27 (2)	45.91 (2)	1:31.18	2.03	52,43
3	54	5290618	LAPUCCI Mauro	1965		10	45.44 (3)	46.54 (4)	1:31.98	2.83	59,30
4	53	5700012	GRANEC Daniel	1962		11	46.07 (5)	46.05 (3)	1:32.12	2.97	60,50
5	52	5150397	VANOUS Bohuslav	1963		12	45.60 (4)	46.80 (5)	1:32.40	3.25	62,90
6	56	5780003	AUGUNAS Paulius	1965		20	48.38 (6)	48.07 (6)	1:36.45	7.30	97,65
7	57	5150491	DVORAK Leos	1964		26	51.60 (7)	52.33 (7)	1:43.93	14.78	161,84
8	58	5700178	VALACH Vladimir	1964		30	54.39 (8)	56.01 (8)	1:50.40	21.25	217,36

Kategoria: A 5

1	62	5700085	AMBROS Dusan	1969		3	43.26 (1)	44.37 (1)	1:27.63		21,97
2	60	5150292	HRSTKA Milan	1967		5	44.32 (2)	45.40 (2)	1:29.72	2.09	39,90
3	63	5550003	MIHAILOVS Andrejs	1969		14	46.40 (4)	46.62 (3)	1:33.02	5.39	68,22
4	59	5150090	CUDA Radek	1967		16	46.45 (5)	47.38 (4)	1:33.83	6.20	75,17
5	61	5560048	BOROVINSEK Samuel	1969		17	45.95 (3)	48.15 (5)	1:34.10	6.47	77,49
6	64	5150010	MASTNY Simon	1966		25	54.76 (6)	48.20 (6)	1:42.96	15.33	153,52

Kategoria: A 4




1	69	5150229	HORACEK David	1972		2	43.12 (1)	44.05 (1)	1:27.17		18,02
2	68	5560047	BRUS Bostjan	1972		18	47.57 (3)	47.71 (2)	1:35.28	8.11	87,61
3	76	5780002	GRIGARAS Andrius	1972		22	48.97 (5)	49.47 (3)	1:38.44	11.27	114,73
4	70	5150243	LANGMAIER Jiri	1975		23	48.53 (4)	50.02 (4)	1:38.55	11.38	115,67
5	71	5700146	BIRKA Erik	1974		29	46.82 (2)	1:00.96 (5)	1:47.78	20.61	194,88

Kategoria: A 3

1	85	5150335	JURAK Petr	1977		6	45.11 (1)	45.04 (1)	1:30.15		43,59
2	77	5560084	PREBIL Tadej	1976		7	45.11 (1)	45.74 (2)	1:30.85	0.70	49,60
3	78	5700126	STANIK Roman	1977		13	45.48 (3)	47.27 (4)	1:32.75	2.60	65,90
4	79	5480105	DOROSHENKO Timofey	1977		15	46.76 (4)	46.63 (3)	1:33.39	3.24	71,40
5	81	5150509	SOCHOR Jiri	1980		19	47.77 (6)	47.92 (5)	1:35.69	5.54	91,13
6	84	5150336	PROCHAZKA Jan	1979		21	47.52 (5)	49.28 (6)	1:36.80	6.65	100,66

Kategoria: A 2

1	87	5430108	GAJEWSKI-GLODEK Jakub	1984		1	42.09 (1)	42.98 (1)	1:25.07		0,00
---	----	---------	-----------------------	------	--	---	-----------	-----------	---------	--	------

Rank	Bib.	FIS Code	Name	Year	Nat.	Rank Scratch	Run 1 (Rank)	Run 2 (Rank)	Time	Gap	Points
2	90	5150510	MATYAS Jan	1983		9	47.67 (3)	43.82 (2)	1:31.49	6.42	55,09
3	86	5150393	POLACEK Jan	1981		24	44.44 (2)	57.33 (4)	1:41.77	16.70	143,31
4	89	5150389	HORICKY Martin	1981		27	51.84 (4)	54.64 (3)	1:46.48	21.41	183,72

Kategoria: A 1

1	92	5700182	LUKAC Martin	1990		28	53.44 (1)	53.75 (1)	1:47.19		189,82
2	91	5150493	SVOBODA Tomas	1986		31	56.25 (2)	55.71 (2)	1:51.96	4.77	230,75

Not classified


Did Not Start - Run 1 (8)

65	5560031	PEVEC Borut	1966	
66	5700042	JAMBRICH Dusan	1967	
72	5430132	BUTSCHER Michal	1975	
73	5700152	STRAPEC Jan	1974	
74	5700112	CHMELIK Martin	1973	
82	5150456	PROCHAZKA Lubomir	1980	
83	5430125	SKARBEK-MALCZEWSKI Rafal	1976	
93	5430460	SUSKIEWICZ Marcin	1986	

Did Not Finish - Run 1 (2)

80	5380051	BOZIC Bojan	1976	
88	5430118	STOLARCZYK Piotr	1985	

Did Not Finish - Run 2 (1)

75	5150333	KORBEL Ales	1972		52.34 (28)
----	---------	-------------	------	---	------------

RECAP	1st RUN	2nd RUN	
Records :			42
Did Not Start :	8	0	8
Did Not Finish :	2	1	3
Disqualified :	0	0	0
Did Not Qualify for 2nd RUN :		0	0
At Finish :			31

Technical Delegate